


Our Cantilever shelving system combines our elegant *Rack*-style arms, numerous mounting options, and one inch diameter tubing into a wide variety of shelving designs



Dan Ruhland Design

- Configured into "Shelves" & "Bays" to fit your design needs
- Shelf Heights are completely adjustable
- Available in Ceiling Mount, Wall Mount, Counter Top Mount, & Floor Mount
- Available in all Palmer finishes
- Optional finial styles



American Manufacturing

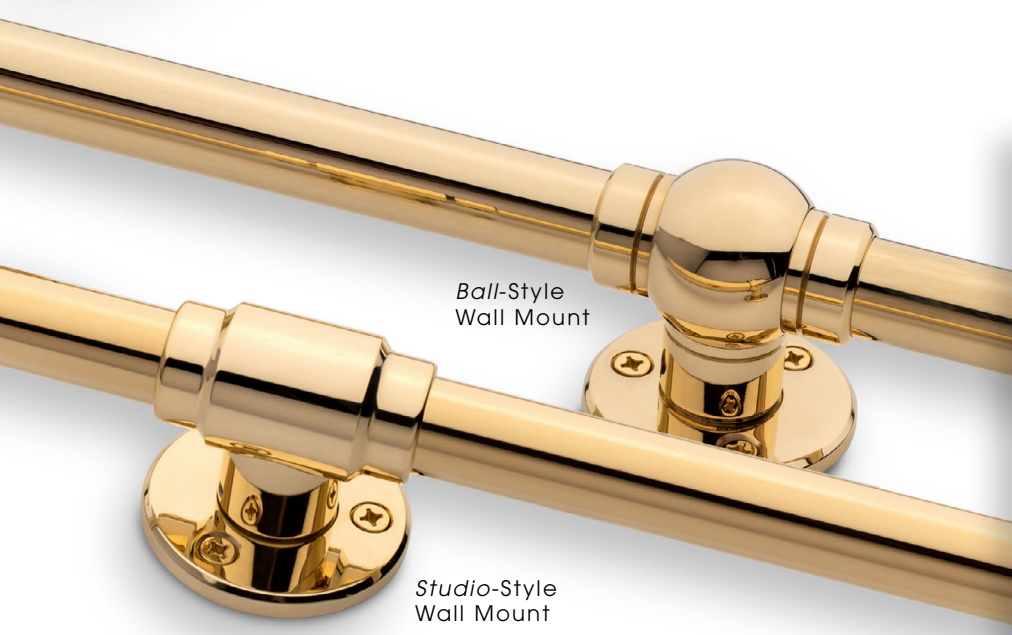



Providence, Rhode Island



(10" most popular shelf size)

Finial Options



Ball-Style
Wall Mount

Studio-Style
Wall Mount