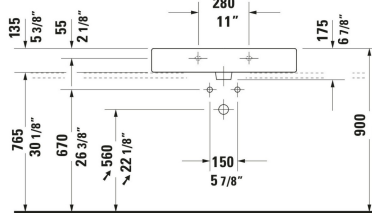
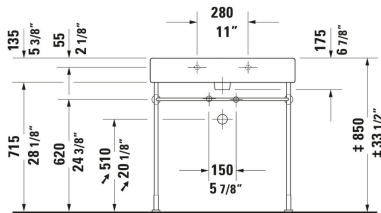
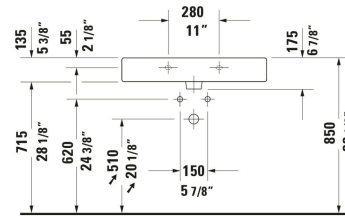
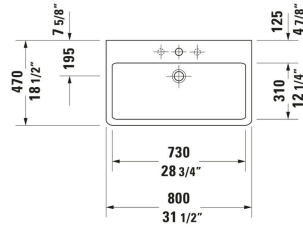


**Vero Wall Mounted Sink # 0454800000 / 0454800025 / 0454800027 / 0454800030**

< 31 1/2 " >



Wall Mounted Sink	Dimension	Weight	Order number
Rectangular, Number of basins: 1 Middle, Includes faucet deck: Yes, Underside glazed, Back side glazed: No, 31 1/2 ", ADA: Yes, CUPC listed: Yes			
<b>Colors</b>			
00 White			
<b>Variant</b>			
● White High Gloss, Number of faucet holes: 1 Middle, Overflow: Yes		46.077 lb	0454800000
●●● White High Gloss, Number of faucet holes: 3 Middle, Overflow: Yes, Ground, Soap dispenser position: Left		46.077 lb	0454800025
● White High Gloss, Number of faucet holes: 1 Middle, Overflow: Yes, Ground		46.077 lb	0454800027
●●● White High Gloss, Number of faucet holes: 3 Middle, Overflow: Yes, Soap dispenser position: Left		46.077 lb	0454800030
Sanitary ceramics with the special WonderGliss surface finish will remain clean and attractive-looking for a long time to come. When ordering WonderGliss please add a "1" as eleventh digit to the model number.			
<b>Spare parts for White High Gloss, Number of faucet holes: 3 Middle, Overflow: Yes, Soap dispenser position: Left</b>			
P-Trap Brass, Outlet: horizontal, Suitable for Wall Mounted Sink 3 x 19 "		3.638 lb	005036
Sink Drain Suitable for washbasin with overflow, Ø 2 1/2 "	Ø 2 1/2 "	0.772 lb	005052
<b>Suitable products</b>			

**Vero Wall Mounted Sink # 0454800000 / 0454800025 /  
0454800027 / 0454800030**

|< 31 1/2 " >|

Console Installation Type: Floorstanding, Wall installation,  
Adjustable height: 2 1/2 ", Hardware included: Yes, Reversible: 28 1/2 x 16 3/4 "  
No, Includes towel rail: Yes, 28 1/2 x 16 3/4 "

003066

*All drawings contain the necessary measurements which are subject to standard tolerances. They are stated in inch & mm and are non-binding. Exact measurements, in particular for customized installation scenarios, can only be taken from the finished ceramic piece.*